



PWR - SYNTHETIC WEB SLINGS




Sling made with a triangle fitting on one end and a slotted triangle choker fitting on the other end. It can be used in a vertical, basket, or choker hitch.

Type I



Sling made with a triangle fitting on both ends. It can be used in a vertical or basket hitch only.

Type II



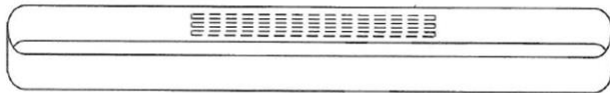
Sling made with a flat loop eye on each end with loop eye opening on same plane as sling body. This type of sling is sometimes called a flat eye-and-eye, eye-and-eye, or double-eye sling.

Type III




Sling made with both loop eyes formed as in Type III, except that the loop eyes are turned to form a loop eye which is at a right angle to the plane of the sling body. This type of sling is commonly referred to as a twisted-eye sling.

Type IV



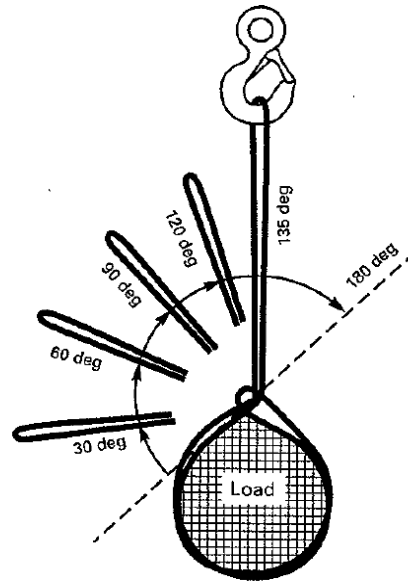
Endless sling, sometimes referred to as a grommet. It is a continuous loop formed by joining the ends of the webbing together.

Type V

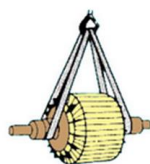


Return-eye (reversed-eye) sling is formed by using multiple widths of webbing held edge-to-edge. A wear pad is attached on one or both sides of the sling body and on one or both sides of the loop eyes to form a loop eye at each end which is at a right angle to the plane of the sling body.

Type VI



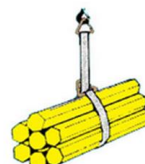
Angle of Choke, deg	Rated Capacity, % [Note (1)]
Over 120	100
90-120	87
60-89	74
30-59	62
0-29	49




Vertical



Basket



Choker



Choker

